

Key Farm Facts (April 2022)

Farm Support Payments (estimates in italics)

English Basic Payment Scheme Rates

£ per Ha [ⓐ]	2019	2020	2021 [ⓑ]	2022 [ⓑ]
Lowland (non-SDA)	229.80	233.22	221.64	186
SDA	228.09	231.57	220.02	185
Moorland	62.77	63.95	60.8	51

Scottish Basic Payment Scheme Rates

£ per Ha [ⓐ]	2019	2020	2021	2022
Region 1	230.89	230.92	222.14	222
Region 2	71.32	62.77	45.09	45
Region 3	25.35	23.21	13.68	13

Coupled Payments are approx €110/beef calf; €160 in the Islands; €76/ewe hogg for farms with >80% Region 3 land. 2019 & 2020 includes Convergence uplift

Welsh Basic Payment Scheme Rates

£ per Ha [ⓐ]	2019	2020	2021	2022
All-Wales Region	120.53	122.16	120.27	120
Redistributive Payment	113.63	114.89	114.04	114

Redistributive Payment made on first 54 Ha of claim.

Ag Transition England only (BPS deductions) - source Defra

Payment Band	2021	2022	2023	2024
Up to £30,000	5%	20%	35%	50%
£30,000 - £50,000	10%	25%	40%	55%
£50,000 - £150,000	20%	35%	50%	65%
£150,000 or above	25%	40%	55%	70%

ⓐ includes Financial Discipline deduction in 2019; includes Greening Payment

ⓑ includes lowest payment band Ag. Transition deduction. Larger reductions on bigger claims

Entitlement Trading Values

prior to 2021 claim	Eng	Scot	Wales
Multiplier range	0.6-0.8	0.7-1.1	0.4-0.6

Scottish and Welsh multipliers are on Basic element only

Dairy Prices and Production

Commodity Milk Prices

	Present	Last Month	12 Mths Ago
week ending -	22/04/22	25/03/22	23/04/21
GDT Auction (\$ per tonne)	4,855	5,039	4,110
Intervention Milk Price Equiv. (ppl)	18.21	18.06	19.00
Actual Milk Price Equiv. (ppl)	56.26	50.26	32.74

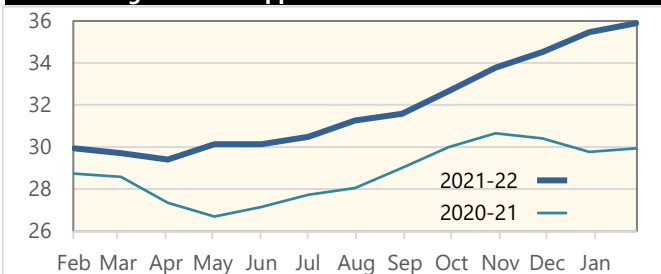
UK Farmgate Milk Prices (DEFRA average)

	Feb-22	Jan-22	Feb-21
Price for the month (ppl)	35.89	35.46	29.93
Rolling 12-month average (ppl)	31.98	31.52	28.73

UK Milk Production

	Feb-22	Feb-21	5-year average
Monthly			
million litres	1,126	1,153	1,147
butterfat	4.26	4.28	4.17
% difference - ltrs		-2.3%	-1.9%
Cumulative			
million litres	13,603	13,671	13,430
butterfat	4.18	4.16	4.10
% difference - ltrs		-0.5%	1.3%

Defra Average Milk Price ppl. Ex-Farm



Crop Prices

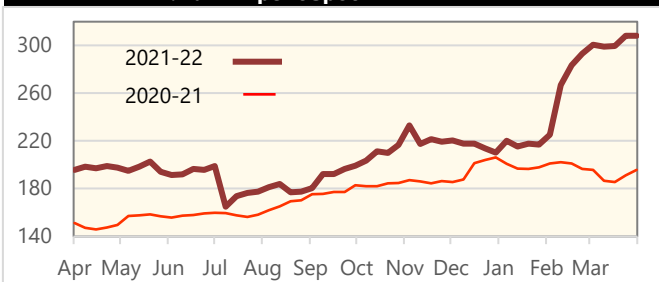
UK Ex-Farm Prices - source: AHDB

£ per tonne	Budget Nov 22	Present	Last Month	12 Mths Ago
spot prices				
week ending -		22/04/22	25/03/22	23/04/21
Feed Wheat	240	308	301	196
Full Spec. Milling Wheat	265	340	331	208
Feed Barley	220	303	288	161
Malting Barley	240	n/a	n/a	n/a
Oilseed Rape	630	845	823	435
Beans	275	302	293	206

Futures

contract date -	Nov-22	Nov-23	Nov-24
Wheat Futures (UK, LIFFE, £)	289	248	-
OSR Futures (Paris, MATIF, €)	829	711	-

FEED WHEAT Ex. Farm £ per t Spot



Sugar Beet Contract Prices

£ per adjusted (16%) tonne	Price	Transp't	Total
2021 Crop			
Contract Tonnage	21.1	5.30	26.40
Surplus Beet	20.3	5.30	25.60
2022 Crop			
Contract Tonnage	27.0	5.50	32.50
Surplus Beet	27.0	5.50	32.50

Financial Data

Exchange Rates

	Present	Last Month	12 Mths Ago
effective date -	25/04/22	28/03/22	26/04/21
Euro: €1 = £ (ECB daily rate)	0.839	0.834	0.869
Euro: £1 = € (ECB daily rate)	1.192	1.199	1.151
Annual Average, €1 = £	0.836		
Dollar: £1 = \$ (market rate)	1.289	1.320	1.388

Base Rates

United Kingdom	0.75	0.75	0.10
Eurozone	0.00	0.00	0.00
United States	0.50	0.50	0.25

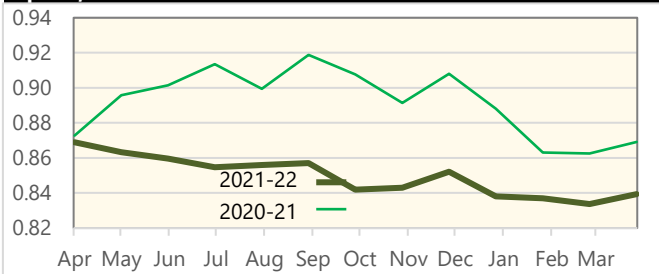
Inflation

% change on year earlier	Mar-22	Feb-22	Mar-21
United Kingdom (CPI)	6.2	5.5	1.0

Economic Growth

% change on same quarter, year earlier	Q4 2021	Q3 2021	Q4 2020
United Kingdom	6.60	6.90	-6.30
Eurozone	4.90	4.20	-4.00
United States	5.50	4.90	-2.30

£ per €, ECB



Livestock Prices

Livestock Prices - source: AHDB (or Ⓞ East Mids markets)				
ppkg deadweight unless stated otherwise		Present	Last Month	12 Mths Ago
week ending -		22/04/22	25/03/22	23/04/21
Finished Steers	Eng. & Wales	434.4	416.0	403.9
	Scotland	441.7	420.5	420.8
Cull Cows	Dairy Bred	174.4	156.4	136.4
	Beef Bred	190.5	176.8	149.5
Calves [Ⓞ]	Cont. X Bulls (£ per Hd)	n/a	177	238
	Hereford X Bulls (£ per Hd)	n/a	89	163
	Finished Lambs (SQQ)	595.4	566.9	679.5
	Cull Ewes [Ⓞ] (£ per head)	115.7	104.3	102.6
	Finished Pigs (SPP - UK)	159.1	139.4	143.9
	Weaners (30kg) (£ per head)	n/a	n/a	n/a

Wages

Minimum Wage Rates from April 2022				
£ per Hour	age -	16-17	18-20	21+ Appren.
National Minimum Wage		4.81	6.83	9.18
National Living Wage (25 years+)			9.50	

Agricultural Wages Boards continue to operate in Scotland and Wales, but wage rates now largely aligned with Minimum Wages

Input Prices

Spray Prices			
On-farm price		Spot	12 Mths
£ per litre/kg		Price	Ago
week ending -		22/04/22	23/04/21
Active Ingredient	Example		

Cereals - Herbicides

Diflufenican	Hurricane	22.50	25.00
Flufenacet + diflufenican	Liberator	40.00	44.00
Flufenacet + pendimeth.	Crystal	9.50	10.20
Florasulam	Lector	116.00	116.00
Mesosulfuron iodosulfuron	Atlantis OD	27.80	29.00
MCPA	Agritox	4.20	3.80
Pinoxaden + Cloquint.	Axial Pro	56.33	54.00

Cereals - Fungicides

Azoxystrobin	Amistar	22.00	20.00
Folpet	Arizona	6.60	6.60
Prothioconazole	Proline; Butus	41.00	44.80

Cereals - Insecticides / Molluscicides

Metaldehyde (3%)	Gusto	n/a	1.80
Ferric Phosphate	Sluxx, Ironmax Pro	2.60	2.55
Lambda-cyhalothrin	Hallamrk Zeon, Generi	69.00	65.00

OSR - Herbicides

Propyzamide	Kerb Flowable	32.00	27.00
Metazachlor	Makaila	11.92	10.20
Quizulofop-P-tefaryl	Panarex	11.80	10.90
Clomazone	Backrow; Centium	81.00	78.00

OSR - Fungicides

Metconazole	Caramba, Metal	25.20	25.20
Tebuconazole	Deacon, Agate	9.60	7.10
Arylex	Belkar	108.3	115.00

Potatoes - Herbicides

Carfentrazone	Spotlight	39.00	39.00
---------------	-----------	--------------	-------

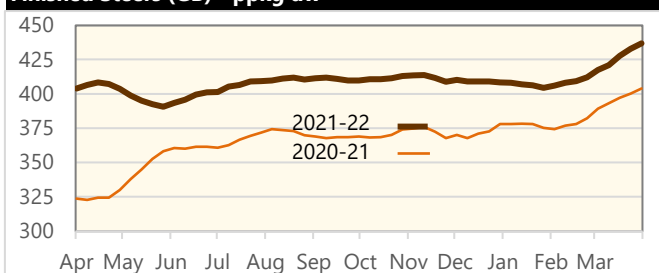
Potatoes - Fungicides

Cyazofamid	Ranman Top	40.20	39.60
------------	------------	--------------	-------

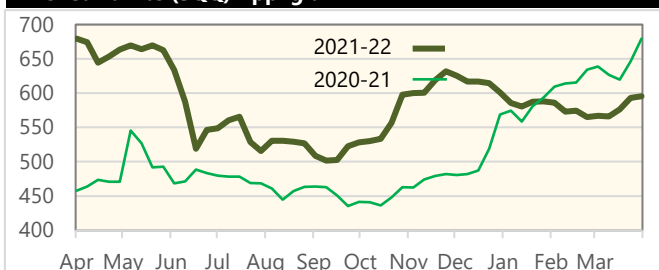
General Sprays

Glyphosate	Roundup, Gallup XL	7.95	2.43
------------	--------------------	-------------	------

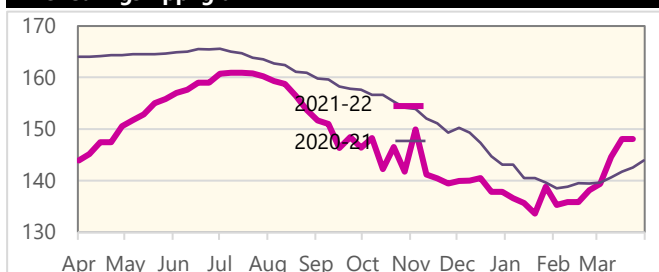
Finished Steers (GB) - ppkg dw



Finished Lambs (SQQ) - ppkg dw



Finished Pigs - ppkg dw



Input Prices (£ per tonne unless stated otherwise)

Fertiliser Prices			
600kg bags delivered, granular	Spot Price	Last Month	12 Mths Ago
week ending -	22/04/22	25/03/22	23/04/21
Nitrogen: 34.5% An (home)	785	915	277
20-10-10	746	815	283
0-24-24	666	666	318
Urea (46% N)	925	930	305
Triple Super Phosphate: 0-46-0	740	740	400
Muriate of Potash: 0-0-60	665	625	250
Ammonium Sulphate: 21%N-24%S	615	640	220

Fuel Prices

Oil Price [Ⓞ] (\$ per barrel)	101.5	113.4	62.7
Gas Oil [Ⓞ] (ppl)	99.0	115.0	51.9

Ⓞ West Texas Intermediate Ⓞ > 2,000 ltrs, Midlands (price variable)

Straight Feed Prices

Hipro Soya	501	518	378
Rape Meal	418	443	281
Maize Gluten	378	378	259

Compound Feed Prices (bulk delivery unless stated otherwise)

Dairy Feed (18% CP)	325	315	249
Calf Starter Cudlets (bags)	400	385	326
Beef Nuts (16% CP)	300	295	216
Premium Ewe Nuts	310	305	238

Crop and Livestock prices are used with the permission of the AHDB. © Agriculture and Horticulture Development Board 2022. All rights reserved.

Accurate, timely and independent data you can trust

AHDB