

# Key Farm Facts (March 2022)

## Farm Support Payments (estimates in italics)

English Basic Payment Scheme Rates				
£ per Ha <sup>①</sup>	2019	2020	2021 <sup>②</sup>	2022 <sup>②</sup>
Lowland (non-SDA)	229.80	233.22	221.64	186
SDA	228.09	231.57	220.02	185
Moorland	62.77	63.95	60.8	51

Scottish Basic Payment Scheme Rates				
£ per Ha <sup>①</sup>	2019	2020	2021	2022
Region 1	230.89	230.92	222.14	222
Region 2	71.32	62.77	45.09	45
Region 3	25.35	23.21	13.68	13

Coupled Payments are approx €110/beef calf; €160 in the Islands; €76/ewe hogg for farms with >80% Region 3 land. 2019 & 2020 includes Convergence uplift

Welsh Basic Payment Scheme Rates				
£ per Ha <sup>①</sup>	2019	2020	2021	2022
All-Wales Region	120.53	122.16	120.27	120
Redistributive Payment	113.63	114.89	114.04	114

Redistributive Payment made on first 54 Ha of claim.

Ag Transition England only (BPS deductions) - source Defra				
Payment Band	2021	2022	2023	2024
Up to £30,000	5%	20%	35%	50%
£30,000 - £50,000	10%	25%	40%	55%
£50,000 - £150,000	20%	35%	50%	65%
£150,000 or above	25%	40%	55%	70%

<sup>①</sup> includes Financial Discipline deduction in 2019; includes Greening Payment

<sup>②</sup> includes lowest payment band Ag. Transition deduction. Larger reductions on bigger claims

Entitlement Trading Values				
prior to 2021 claim	Eng	Scot	Wales	
Multiplier range	0.6-0.8	0.7-1.1	0.4-0.6	

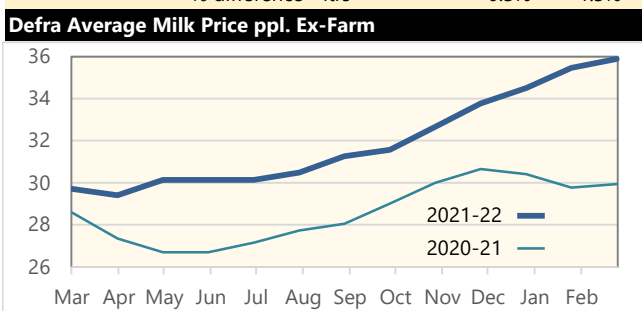
Scottish and Welsh multipliers are on Basic element only

## Dairy Prices and Production

Commodity Milk Prices				
	Present	Last Month	12 Mths Ago	
				week ending - 25/03/22 25/02/22 26/03/21
GDT Auction (\$ per tonne)	<b>5,039</b>	4,840	4,089	
Intervention Milk Price Equiv. (ppl)	<b>18.06</b>	18.14	18.82	
Actual Milk Price Equiv. (ppl)	<b>50.26</b>	48.21	30.98	

UK Farmgate Milk Prices (DEFRA average)			
	Feb-22	Jan-22	Feb-21
Price for the month (ppl)	<b>35.89</b>	35.46	29.93
Rolling 12-month average (ppl)	<b>31.98</b>	31.52	28.73

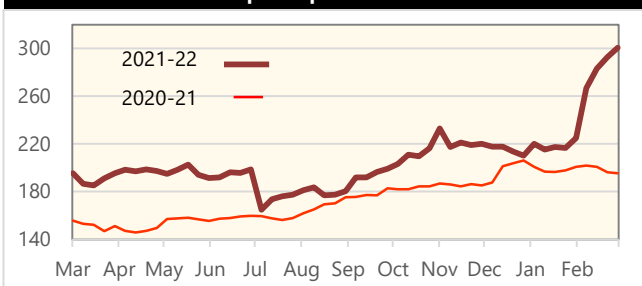
UK Milk Production				
	Feb-22	Feb-21	5-year average	
Monthly				million litres
	<b>1,126</b>	1,153	1,147	
	<b>4.26</b>	4.28	4.17	butterfat
		-2.3%	-1.9%	% difference - ltrs
Cumulative				million litres
	<b>13,603</b>	13,671	13,430	
	<b>4.18</b>	4.16	4.10	butterfat
		-0.5%	1.3%	% difference - ltrs



## Crop Prices

UK Ex-Farm Prices - source: AHDB				
£ per tonne	Budget Nov 22	Present	Last Month	12 Mths Ago
spot prices				
week ending -		25/03/22	25/02/22	26/03/21
Feed Wheat	240	<b>301</b>	225	196
Full Spec. Milling Wheat	265	<b>331</b>	262	209
Feed Barley	220	<b>288</b>	208	156
Malting Barley	240	<b>n/a</b>	n/a	n/a
Oilseed Rape	630	<b>823</b>	606	438
Beans	275	<b>293</b>	247	218

## FEED WHEAT Ex. Farm £ per t Spot



Sugar Beet Contract Prices				
£ per adjusted (16%) tonne	Price	Transp't	Total	
2021 Crop	Contract Tonnage	21.1	5.30	26.40
	Surplus Beet	20.3	5.30	25.60
2022 Crop	Contract Tonnage	27.0	5.50	32.50
	Surplus Beet	27.0	5.50	32.50

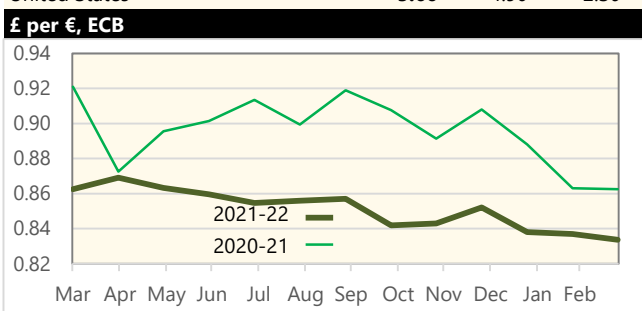
## Financial Data

Exchange Rates				
	Present	Last Month	12 Mths Ago	
				effective date - 28/03/22 23/02/22 25/03/21
Euro: €1 = £ (ECB daily rate)	<b>0.834</b>	0.837	0.863	
Euro: £1 = € (ECB daily rate)	<b>1.199</b>	1.195	1.159	
Annual Average, €1 = £	<b>0.836</b>			
Dollar: £1 = \$ (market rate)	<b>1.320</b>	1.355	1.371	

Base Rates			
	Present	Last Month	12 Mths Ago
United Kingdom	<b>0.75</b>	0.50	0.10
Eurozone	<b>0.00</b>	0.00	0.00
United States	<b>0.50</b>	0.25	0.25

Inflation			
% change on year earlier	Feb-22	Jan-22	Feb-21
United Kingdom (CPI)	<b>5.5</b>	4.9	0.7

Economic Growth			
% change on same quarter, year earlier	Q4 2021	Q3 2021	Q4 2020
United Kingdom	<b>6.50</b>	7.00	-6.40
Eurozone	<b>4.80</b>	4.20	-4.00
United States	<b>5.60</b>	4.90	-2.30



## Livestock Prices

Livestock Prices - source: AHDB (or Ⓞ East Mids markets)				
ppkg deadweight unless stated otherwise		Present	Last Month	12 Mths Ago
week ending -		25/03/22	25/02/22	26/03/21
Finished Steers	Eng. & Wales	<b>416.0</b>	405.9	389.2
	Scotland	<b>420.5</b>	405.4	405.0
Cull Cows	Dairy Bred	<b>156.4</b>	145.8	130.3
	Beef Bred	<b>176.8</b>	167.6	141.3
Calves Ⓞ	Cont. X Bulls (£ per Hd)	<b>245</b>	216	229
	Hereford X Bulls (£ per Hd)	<b>185</b>	124	171
	Finished Lambs (SQQ)	<b>566.9</b>	586.0	638.6
	Cull Ewes Ⓞ (£ per head)	<b>104.3</b>	93.2	96.4
	Finished Pigs (SPP - UK)	<b>139.4</b>	135.3	139.6
	Weaners (30kg) (£ per head)	<b>n/a</b>	n/a	n/a

## Wages

Minimum Wage Rates from April 2022				
£ per Hour	age -	16-17	18-20	21+ Appren.
National Minimum Wage		4.81	6.83	9.18
National Living Wage (25 years+)			9.50	

Agricultural Wages Boards continue to operate in Scotland and Wales, but wage rates now largely aligned with Minimum Wages

## Input Prices

Spray Prices			
On-farm price	Spot	12 Mths Ago	
£ per litre/kg	Price	Ago	
week ending -		25/03/22	26/03/21
Active Ingredient	Example		

### Cereals - Herbicides

Diflufenican	Hurricane	<b>22.50</b>	25.50
Flufenacet + diflufenican	Liberator	<b>40.00</b>	44.00
Flufenacet + pendimeth.	Crystal	<b>9.50</b>	10.20
Florasulam	Lector	<b>116.00</b>	118.00
Mesosulfuron iodosulfuron	Atlantis OD	<b>27.80</b>	29.00
MCPA	Agritox	<b>4.20</b>	3.70
Pinoxaden + Cloquint.	Axial Pro	<b>56.33</b>	54.00

### Cereals - Fungicides

Azoxystrobin	Amistar	<b>22.00</b>	20.00
Folpet	Arizona	<b>6.60</b>	6.80
Prothioconazole	Proline; Butus	<b>41.60</b>	44.80

### Cereals - Insecticides / Molluscicides

Metaldehyde (3%)	Gusto	<b>n/a</b>	1.80
Ferric Phosphate	Sluux, Ironmax Pro	<b>2.60</b>	2.55
Lambda-cyhalothrin	Hallamrk Zeon, Generi	<b>69.00</b>	65.00

### OSR - Herbicides

Propyzamide	Kerb Flowable	<b>32.00</b>	27.00
Metazachlor	Makaila	<b>11.92</b>	10.20
Quizulofop-P-tefaryl	Panarex	<b>11.80</b>	10.90
Clomazone	Backrow; Centium	<b>81.00</b>	78.00

### OSR - Fungicides

Metconazole	Caramba, Metal	<b>25.20</b>	25.20
Tebuconazole	Deacon, Agate	<b>9.60</b>	7.10
Arylex	Belkar	<b>108.3</b>	115.00

### Potatoes - Herbicides

Carfentrazone	Spotlight	<b>39.00</b>	39.00
---------------	-----------	--------------	-------

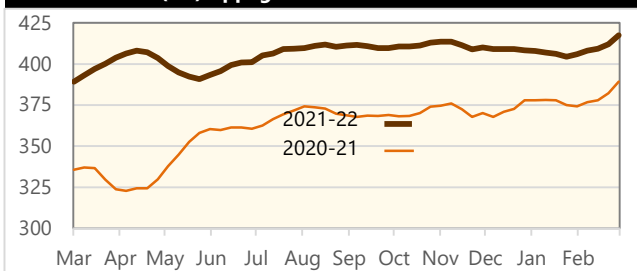
### Potatoes - Fungicides

Cyazofamid	Ranman Top	<b>40.20</b>	39.60
------------	------------	--------------	-------

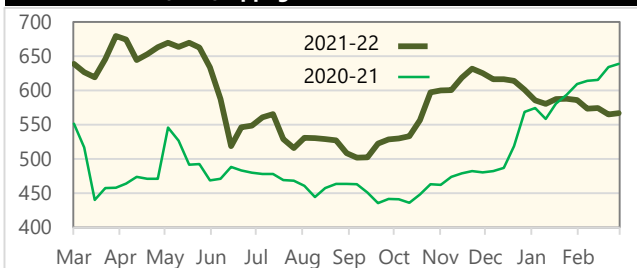
### General Sprays

Glyphosate	Roundup, Gallup XL	<b>8.25</b>	2.38
------------	--------------------	-------------	------

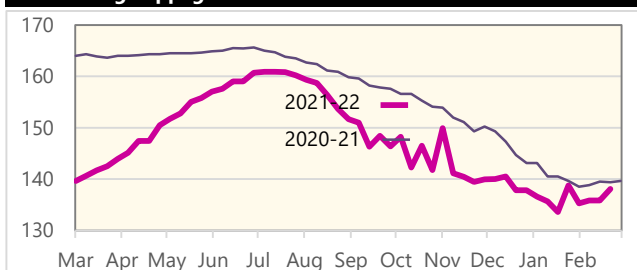
### Finished Steers (GB) - ppkg dw



### Finished Lambs (SQQ) - ppkg dw



### Finished Pigs - ppkg dw



## Input Prices (£ per tonne unless stated otherwise)

### Fertiliser Prices

600kg bags delivered, granular	Spot Price	Last Month	12 Mths Ago
week ending -	25/03/22	25/02/22	26/03/21
Nitrogen: 34.5% An (home)	<b>915</b>	645	275
20-10-10	<b>815</b>	605	283
0-24-24	<b>666</b>	483	303
Urea (46% N)	<b>930</b>	695	310
Triple Super Phosphate: 0-46-0	<b>740</b>	540	370
Muriate of Potash: 0-0-60	<b>625</b>	545	255
Ammonium Sulphate: 21%N-24%S	<b>640</b>	565	220

### Fuel Prices

Oil Price Ⓞ (\$ per barrel)	<b>113.4</b>	91.6	60.8
Gas Oil Ⓞ (ppl)	<b>115.0</b>	75.3	51.1

Ⓞ West Texas Intermediate Ⓞ > 2,000 ltrs, Midlands (price variable)

### Straight Feed Prices

Hipro Soya	<b>518</b>	464	384
Rape Meal	<b>443</b>	334	284
Maize Gluten	<b>378</b>	275	259

### Compound Feed Prices (bulk delivery unless stated otherwise)

Dairy Feed (18% CP)	<b>315</b>	287	249
Calf Starter Cudlets (bags)	<b>385</b>	361	326
Beef Nuts (16% CP)	<b>295</b>	262	216
Premium Ewe Nuts	<b>305</b>	279	238

Crop and Livestock prices are used with the permission of the AHDB. © Agriculture and Horticulture Development Board 2022. All rights reserved.

Accurate, timely and independent data you can trust

AHDB